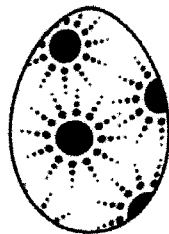






Meine Osterferien 2020



Wiederholung ie

ie ie

Wiese

Tier

Papier

Liebe

Riese

Biene

frieren

niesen


lieben

sieben

die



Sieben Riesen lieben Tiere.



Die Tiere frieren und niesen.

ie



Name: _____ Datum: _____

1 Lies.



die Wiese



der Ritter



der Pirat



die Wiege



der Riese



das Paket



der Winter



der Reiter



das Papier



die Sieben



das Lied



das Brot



die Seife



der Dino



der Brief



das Sieb



der Dieb



die Biene

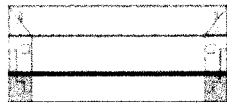


© 2015 Cornelsen Schulverlage GmbH, Berlin. Alle Rechte vorbehalten.


2 Schreibe der, die oder das.




Papier




Brief



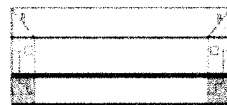
Liebe




Fliege



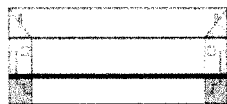
Dieb




Knie




Wiege



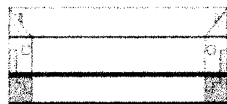
Sieb




Schiene




Biene



Riese




Diener



Wiese

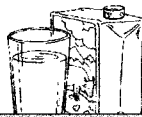


Lied



Tier

Wiederholung Ch/ch



Ch

ch

Ch ch

China

Chinese

Milch

ich

Dach

Nacht


Sachen

lachen

machen



Ich lache in der Nacht.



Ein Chinese lacht mit einer Chinesin.

Ch ch



Name: _____ Datum: _____

① Lies.

der Bauch

die Milch

kochen

ich

der Becher

der Drachen

lachen

mich

das Buch

der Kuchen

lochen

nicht

die Nacht

das Licht

rechnen

sich


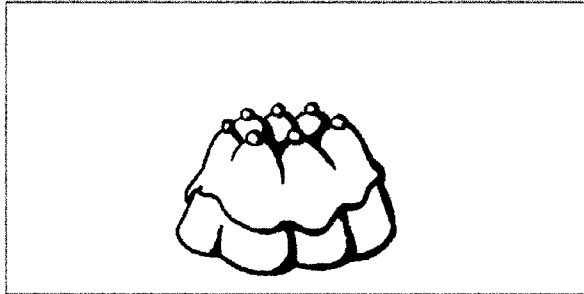
das Dach

die Sachen

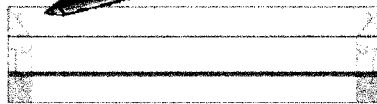
machen

hoch

② Lies, schreibe und male.

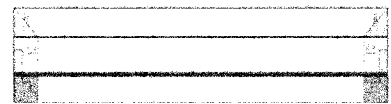


Auf dem





brennen sieben Kerzen.

Auf dem




sitzt ein schwarzer Rabe.



Lisa bastelt einen bunten



Tim hat einen blauen



mit

gelben Punkten.

Wiederholung B/b



B

b

B b

Biene

Birne

Banane

Bild

Bach

bitten


baden

braten

leben



Bibi malt mit Bibo ein Bild.



Berni will Bananen mit Birnen.

B b



Name: _____ Datum: _____

1

Blu	Na	Ba	sen	ten	ne
Be	Bet	Bus	bel	na	me



Blu	
-----	--



--	--




--	--



--	--



--	--



--	--

2

Bus	Bus	Nabel	
-----	-----	-------	--

Ball		Blume	
------	--	-------	--

Besen		Banane	
-------	--	--------	--

Bett		Bluse	
------	--	-------	--


Bad		Bild	
-----	--	------	--

© 2015 Cornelsen Schulverlage GmbH, Berlin. Alle Rechte vorbehalten.



Leseblatt

April 2020 - Blatt 2



1 Silben

1	bo	lim	Rie	ach	Mol	Ban
2	der	fin	ha	dol	Bil	Fin
3	ba	Lie	for	Min	bo	Sol
4	He	rol	Fan	Ha	Nel	Hol

2 Quatschwörter in der Tobi - Sprache

Sidolo Rafebi Beladi Achmesi
 Mabeloch Somachdo Helefni

3 Zuletzt gelernte Wörter

Falter Ofen Affe Fenster frei
 Liebe Riese sie wieder Tier
 Milch Dach China Woche wach
 Birne Rabe sieben leben Biene

4 Bekannte lange Wörter



Ameise Telefon Domino Ananas
 Hampelmann Einhorn Trompete
 Ostereiersuche Tomatensalat

ie



Name: _____ Datum: _____

① Finde den passenden Satz.



1	Ein Riese	liest	Briefe.
2	Er	flieht	in den Wald.
3	Bienen	liegt	um seine Nase.
4	Der Riese	fliegen	auf der Wiese.

1 Ein Riese

2

3

4




© 2015 Cornelsen Schulverlage GmbH, Berlin. Alle Rechte vorbehalten.

Ch ch



Name: _____ Datum: _____

① Ordne zu.



- Stolz geht sie mit ihrem fertigen Drachen hinaus auf die Wiese.
- Lisa bastelt einen Drachen. Aus einer Schnur und Papierstreifen macht sie ihm einen bunten Schwanz.
- Der Wind wirbelt den Drachen hoch in die Luft. Der Drachen tanzt oben am Himmel. Lisa freut sich.

② Schreibe selbst weiter, was in Bild 4 passiert.


B b




Name: _____ Datum: _____

①


Das Boot ist im See.




Lisa ist im Bad und badet.




Im Blumenbeet sind bunte Blumen.




Tobias bemalt das Blatt mit Booten.



Anne und Benno sind im Bett und lesen.



Imo ist mit einem Ball im Bett und bellt.



Name:


Datum:


KV 87




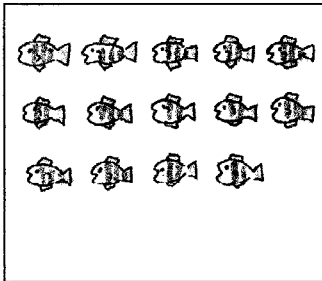
Zählen bis 20


Wie viele sind es?

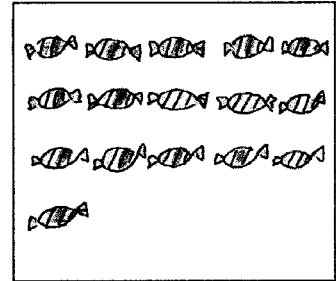








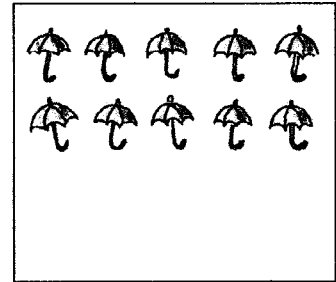


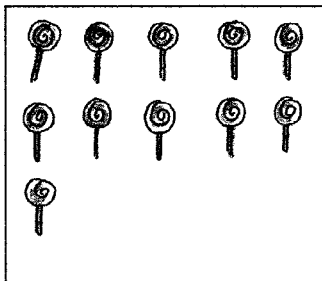


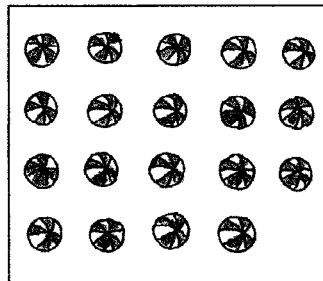

















Anzahlen darstellen: ergänzen oder wegstreichen

9

10

12

14

17

11

15

13


20

18

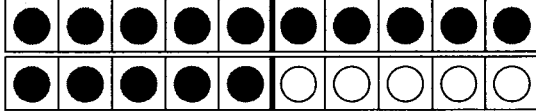
16

19


• Rechenstreifen – Zahlen bis 20 und darüber 

1 

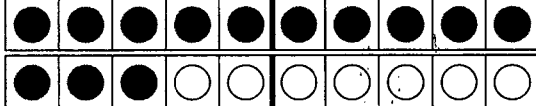
Z	E




Z	E




Z	E




Z	E

2 


Z	E




Z	E




Z	E



Z	E



Z	E



Z	E



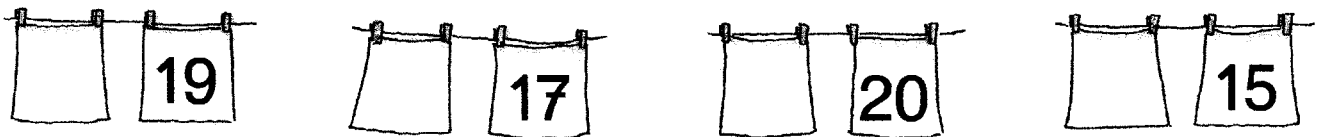
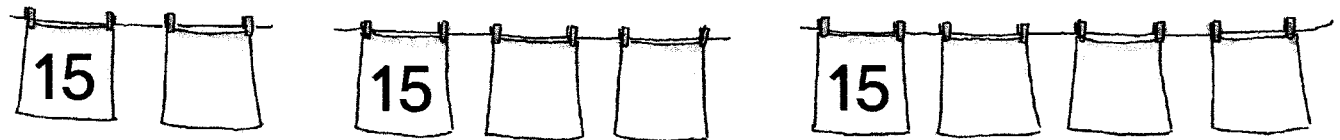
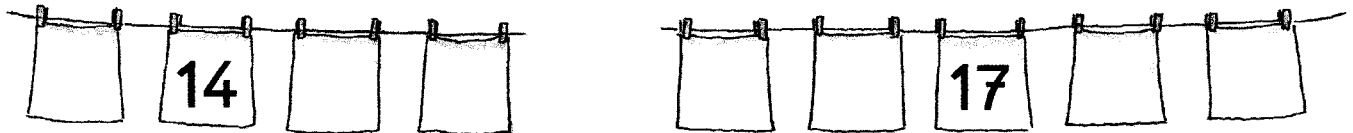

Name:

Datum:

KV 91



Zahlenreihen



Zahlen vergleichen und ordnen 1

① > oder < oder = ?

$2 \bigcirc 4$

$7 \bigcirc 3$

$5 \bigcirc 5$

$6 \bigcirc 9$

$12 \bigcirc 14$

$17 \bigcirc 13$

$15 \bigcirc 15$

$16 \bigcirc 19$

② > oder < oder = ?

$13 \bigcirc 17$

$10 \bigcirc 20$

$12 \bigcirc 12$

$15 \bigcirc 17$

$15 \bigcirc 11$

$14 \bigcirc 16$

$0 \bigcirc 17$

$17 \bigcirc 15$

$16 \bigcirc 16$

$17 \bigcirc 11$

$13 \bigcirc 11$

$18 \bigcirc 17$

③

10	5	20	0
----	---	----	--------------

0 < < <

17	5	7	15
----	--------------	---	----

5 < < <

6	19	3	14
---	---------------	---	----

19 > > >

18	12	20	17
----	----	---------------	----

20 > > >

④ ~~2~~, 12, 6, 16, 9, 19

2 < < < < <

7, 15, 8, 17, ~~3~~, 13

3 < < < < <

⑤ 13, 11, 9, 3, ~~18~~, 1

18 > > > > >

12, 7, ~~19~~, 5, 8, 16

19 > > > > >

Zahlen vergleichen und ordnen 2

① > oder < oder = ?

$13 \bigcirc 7$

$10 \bigcirc 20$

$12 \bigcirc 12$

$5 \bigcirc 17$

$15 \bigcirc 11$

$14 \bigcirc 6$

$0 \bigcirc 10$

$17 \bigcirc 15$

$6 \bigcirc 16$

$17 \bigcirc 11$

$1 \bigcirc 11$

$18 \bigcirc 17$

② 10 5 20 0 15

___ < ___ < ___ < ___ < ___

17 5 7 15 10

___ < ___ < ___ < ___ < ___

6 19 3 14 7

___ > ___ > ___ > ___ > ___

18 12 19 17 13

___ > ___ > ___ > ___ > ___

③ 2, 13, 16, 5, 19, 8, 3 ___ < ___ < ___ < ___ < ___ < ___ < ___

18, 15, 4, 17, 3, 11, 9 ___ < ___ < ___ < ___ < ___ < ___ < ___

20, 16, 8, 14, 7, 13, 5 ___ < ___ < ___ < ___ < ___ < ___ < ___

④ 19, 12, 7, 0, 3, 14, 1 ___ > ___ > ___ > ___ > ___ > ___ > ___

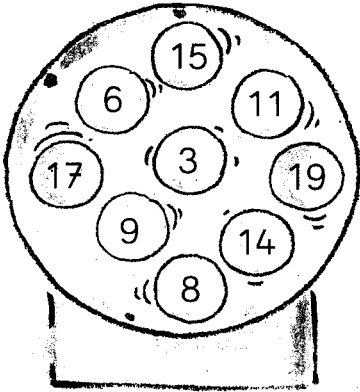
12, 3, 16, 9, 5, 10, 8 ___ > ___ > ___ > ___ > ___ > ___ > ___

1, 17, 6, 15, 13, 18, 20 ___ > ___ > ___ > ___ > ___ > ___ > ___

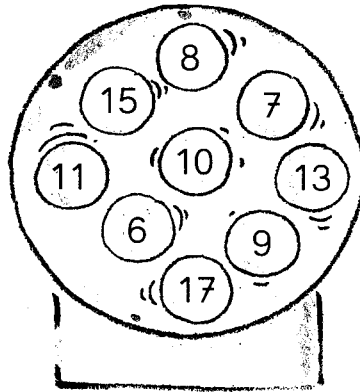
größer oder gleich? 2

1 Welche Zahlen gewinnen? Male die Kugeln gelb an.

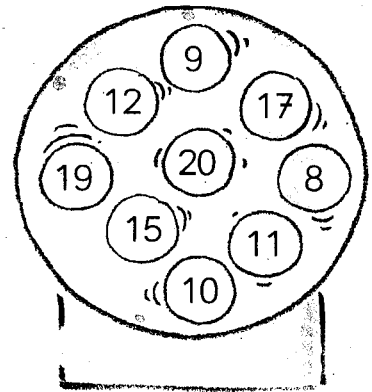
Gewinn: $(\quad) < 15$



Gewinn: $(\quad) < 13$

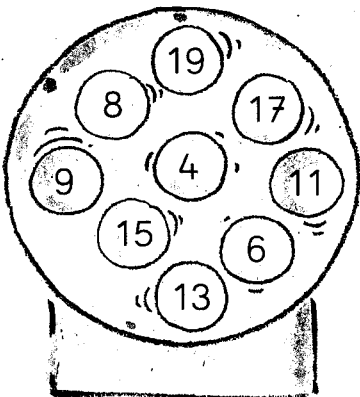


Gewinn: $(\quad) < 11$

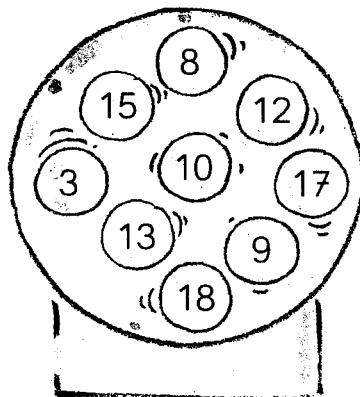


2 Welche Zahlen gewinnen? Male die Kugeln gelb an.

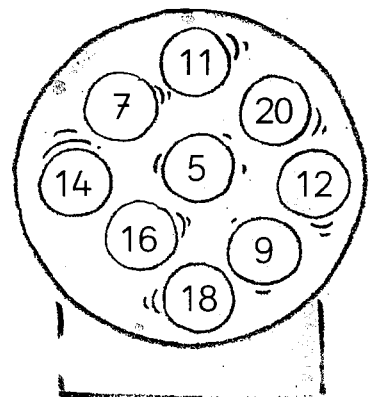
Gewinn: $(\quad) > 10$



Gewinn: $(\quad) > 12$



Gewinn: $(\quad) > 14$



3 $12 < \underline{\quad}$ $15 < \underline{\quad}$ $11 < \underline{\quad}$ $17 < \underline{\quad}$

$12 < \underline{\quad}$ $15 < \underline{\quad}$ $11 < \underline{\quad}$ $17 < \underline{\quad}$

$12 < \underline{\quad}$ $15 < \underline{\quad}$ $11 < \underline{\quad}$ $17 < \underline{\quad}$

$12 < \underline{\quad}$ $15 < \underline{\quad}$ $11 < \underline{\quad}$ $17 < \underline{\quad}$

4 $20 > \underline{\quad}$ $14 > \underline{\quad}$ $11 > \underline{\quad}$ $13 > \underline{\quad}$

$20 > \underline{\quad}$ $14 > \underline{\quad}$ $11 > \underline{\quad}$ $13 > \underline{\quad}$

$20 > \underline{\quad}$ $14 > \underline{\quad}$ $11 > \underline{\quad}$ $13 > \underline{\quad}$

$20 > \underline{\quad}$ $14 > \underline{\quad}$ $11 > \underline{\quad}$ $13 > \underline{\quad}$



Aufgaben würfeln/verwandte Aufgaben finden

Würfle mit zwei Würfeln.

Bilde aus den Zahlen eine Plusaufgabe.

Trage sie in die erste Reihe ein.

Schreibe die passende verwandte Aufgabe dazu.



$$5 + 3 = 8$$

$$15 + 3 = 18$$



$$\square + \square = \square$$

$$\square + \square = \square$$

$$\square + \square = \square$$

$$\square + \square = \square$$

$$\square + \square = \square$$

$$\square + \square = \square$$

$$\square + \square = \square$$

$$\square + \square = \square$$

$$\square + \square = \square$$

$$\square + \square = \square$$

$$\square + \square = \square$$

$$\square + \square = \square$$

$$\square + \square = \square$$

$$\square + \square = \square$$

$$\square + \square = \square$$

$$\square + \square = \square$$

$$\square + \square = \square$$

$$\square + \square = \square$$