

K k



Name: _____

Datum: _____

1

A t **K** S b T M s b S A
 S M K a K K S a m t b k b S A
 S a K K K s A b a B k s k b T
 t M K K K b S t B a b s k l k k s
 A a K A K b M s M t l k k b s a
 A s K t a K M s M a b k k s k b a
 S M K t l a K A a b A s k s k b m

2

Kanne Pinsel **K**asse essen
 Puppe Mama Kaktus Kamel
 Enten Paket Muskel **k**ann
 Suppe Sand

3

K

k

K k

Abschreibkarte 7

Kino

Kind

Kuchen

Kissen

Keks

Kiste


Krokodil

Kalender

Paket


pink


kalt



Lautgetreues Schreiben 1


1. Sieh dir das Bild genau an.
2. Sprich das Wort laut und deutlich.
3. Klatsche die Silben.
4. Schreibe das Wort sauber in die Linien.
5. Lass die Wörter von deinen Eltern kontrollieren.

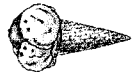






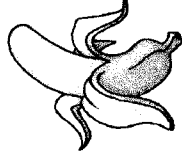
















Leseblatt

Mai 2020 - Blatt 1



1 Silben

1	ku	Lam	su	win	ber	Rie
2	Do	den	Son	Ru	wo	ko
3	Ur	nu	Ka	Dan	ner	rei
4	ke	nel	Bu	un	Ki	Ul

2 Quatschwörter in der Tobi - Sprache

Beri Kawin Loki Salu Kiwo

Senilo Unboso Wakema Imkidi

Rimiko Kikosa Leimeki Soliko

3 Neue Wörter

Kinder Krone Kissen Kleider

Kalender Kamel Krokodil Kette

Haken Maske Wolke Bank

kommen klettern krabbeln pink

4 Satz

Kim und Konrad werfen mit Kissen.

Würfelsätze zum K/k



Aufgaben:

1. Würfel einmal mit einem Würfel.
2. Lies den Satz.
3. Schreibe den Satz ohne Fehler unten auf die richtige Linie.
4. Würfel und schreibe so lange, bis du alle Sätze abgeschrieben hast.
5. Kontrolliere nachher noch mal genau, ob du alles richtig hast.



Kira isst im Kino Kekse.



Kai kann kneten und malen.



Die Kinder klettern im Wald.



Im Wasser ist ein Krokodil.



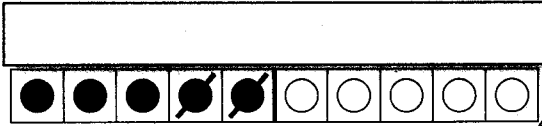
Karl mag keine kalte Suppe.



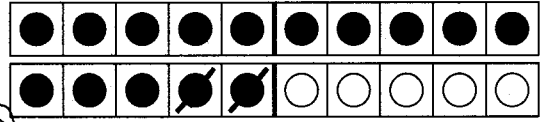

Kim will ein Kissen werfen.



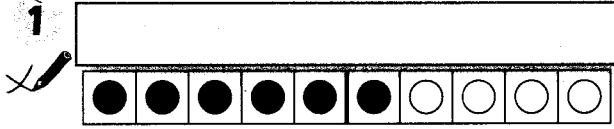
Subtrahieren im zweiten Zehner 1



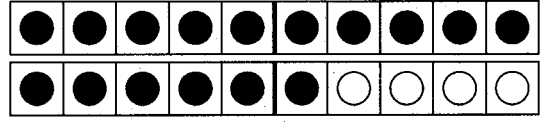
$5 - 2 = 3$



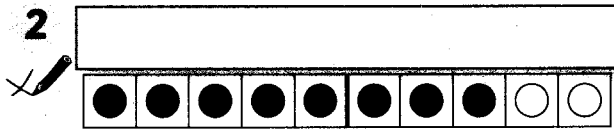
$15 - 2 = 13$



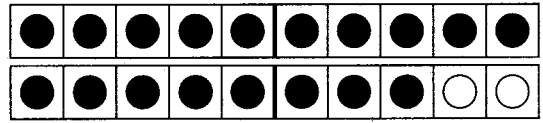
$6 - 3 = \underline{\quad}$



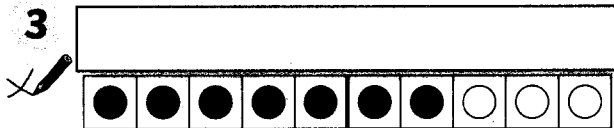
$16 - 3 = \underline{\quad}$



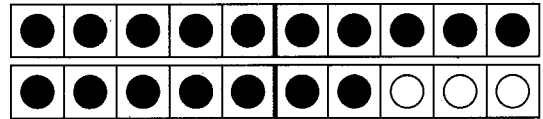
$8 - 4 = \underline{\quad}$



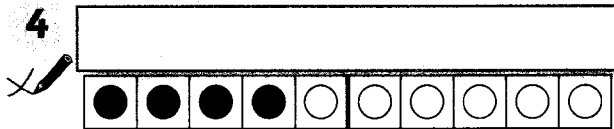
$18 - 4 = \underline{\quad}$



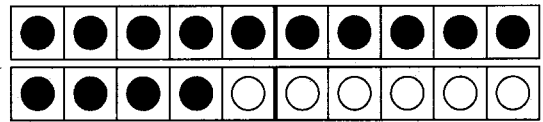
$7 - 5 = \underline{\quad}$



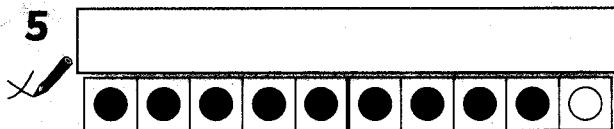
$17 - 5 = \underline{\quad}$



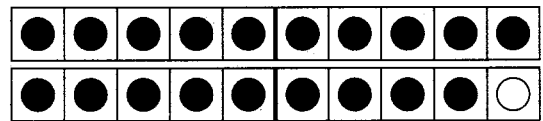
$4 - 1 = \underline{\quad}$



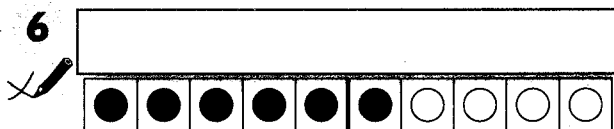
$14 - 1 = \underline{\quad}$



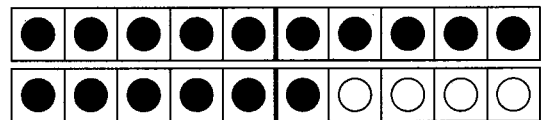
$9 - 4 = \underline{\quad}$



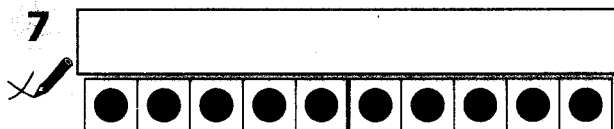
$19 - 4 = \underline{\quad}$



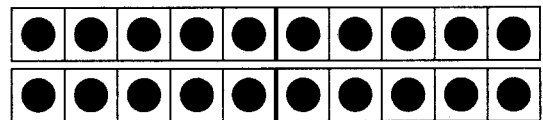
$6 - 2 = \underline{\quad}$



$16 - 2 = \underline{\quad}$

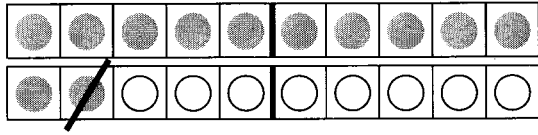


$10 - 3 = \underline{\quad}$




$20 - 3 = \underline{\quad}$

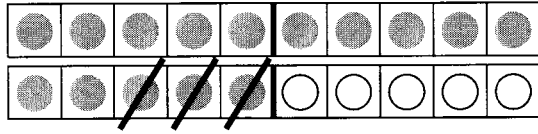
• Subtrahieren mit den Rechenstreifen – Aufgaben zuordnen



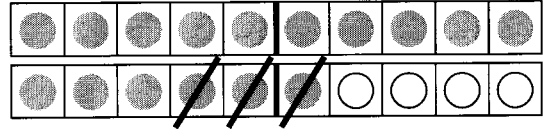
___ - ___ = ___



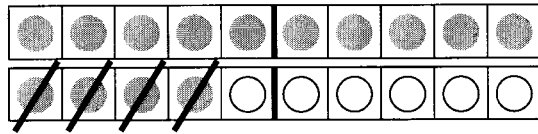
___ - ___ = ___




___ - ___ = ___



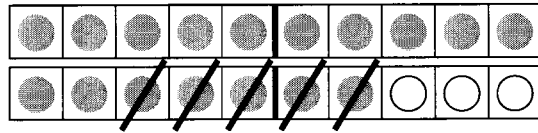
___ - ___ = ___



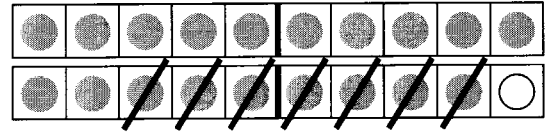
___ - ___ = ___




___ - ___ = ___



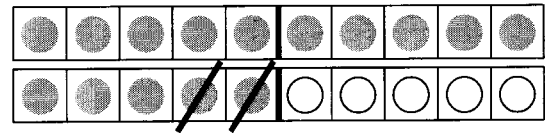
___ - ___ = ___




___ - ___ = ___




___ - ___ = ___




___ - ___ = ___




___ - ___ = ___



___ - ___ = ___



___ - ___ = ___



___ - ___ = ___

© Diesterweg, Braunschweig

Kopiervorlagen 1 (978-3-425-13271-6)

Schreibe die passenden Minusaufgaben.



• Subtrahieren mit den Rechenstreifen – Aufgaben malen 

○	○	○	○	○	○	○	○	○	○
○	○	○	○	○	○	○	○	○	○

$$\underline{15} - \underline{4} = \underline{\quad}$$

○	○	○	○	○	○	○	○	○	○
○	○	○	○	○	○	○	○	○	○

$$\underline{16} - \underline{3} = \underline{\quad}$$

○	○	○	○	○	○	○	○	○	○
○	○	○	○	○	○	○	○	○	○

$$\underline{18} - \underline{5} = \underline{\quad}$$

○	○	○	○	○	○	○	○	○	○
○	○	○	○	○	○	○	○	○	○

$$\underline{19} - \underline{2} = \underline{\quad}$$

○	○	○	○	○	○	○	○	○	○
○	○	○	○	○	○	○	○	○	○

$$\underline{20} - \underline{9} = \underline{\quad}$$

○	○	○	○	○	○	○	○	○	○
○	○	○	○	○	○	○	○	○	○

$$\underline{17} - \underline{7} = \underline{\quad}$$

○	○	○	○	○	○	○	○	○	○
○	○	○	○	○	○	○	○	○	○

$$\underline{14} - \underline{3} = \underline{\quad}$$

○	○	○	○	○	○	○	○	○	○
○	○	○	○	○	○	○	○	○	○

$$\underline{16} - \underline{2} = \underline{\quad}$$

○	○	○	○	○	○	○	○	○	○
○	○	○	○	○	○	○	○	○	○

$$\underline{15} - \underline{3} = \underline{\quad}$$

○	○	○	○	○	○	○	○	○	○
○	○	○	○	○	○	○	○	○	○

$$\underline{19} - \underline{8} = \underline{\quad}$$

○	○	○	○	○	○	○	○	○	○
○	○	○	○	○	○	○	○	○	○

$$\underline{18} - \underline{4} = \underline{\quad}$$

○	○	○	○	○	○	○	○	○	○
○	○	○	○	○	○	○	○	○	○

$$\underline{17} - \underline{2} = \underline{\quad}$$

○	○	○	○	○	○	○	○	○	○
○	○	○	○	○	○	○	○	○	○

$$\underline{20} - \underline{3} = \underline{\quad}$$

○	○	○	○	○	○	○	○	○	○
○	○	○	○	○	○	○	○	○	○

$$\underline{20} - \underline{5} = \underline{\quad}$$

Subtrahieren im zweiten Zehner 4

1

14

Fish with subtraction problems: $17-3$, $15-1$, $16-2$, $18-3$, $18-4$, $19-4$, $17-4$, $19-6$, $20-6$, $20-5$

2

15

Crabs with subtraction problems: $16-2$, $15-0$, $16-1$, $17-2$, $17-3$, $18-4$, $18-5$, $19-4$, $18-3$, $19-5$

3

13

Fish with subtraction problems: $14-1$, $14-2$, $15-2$, $13-0$, $15-1$, $16-3$, $15-4$, $16-2$, $17-4$, $19-7$

4


12

Fish with subtraction problems: $13-1$, $14-2$, $15-3$, $14-1$, $16-3$, $17-5$, $18-6$, $19-7$, $17-4$, $15-4$

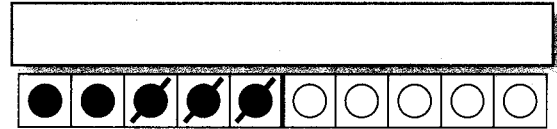
© Westermann Gruppe

1-4 Welche Fische und Krebse gehören ins Netz?
Passende Fische und Krebse anmalen.


Subtrahieren im zweiten Zehner 2




$15 - 3 = \underline{\quad}$



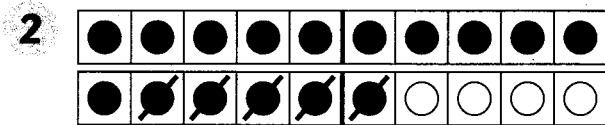
$5 - 3 = 2$



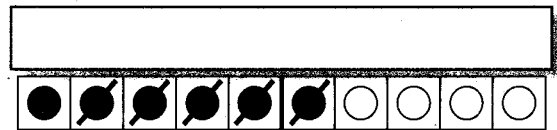
$17 - 4 = \underline{\quad}$



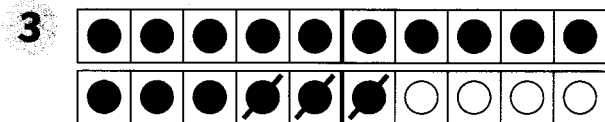
$7 - 4 = \underline{\quad}$



$16 - 5 = \underline{\quad}$



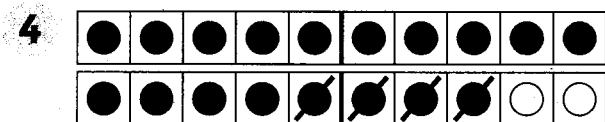
$\underline{\quad} - \underline{\quad} = \underline{\quad}$




$16 - 3 = \underline{\quad}$



$\underline{\quad} - \underline{\quad} = \underline{\quad}$



$18 - 4 = \underline{\quad}$



$\underline{\quad} - \underline{\quad} = \underline{\quad}$

5 $6 - 5 = \underline{\quad}$

$9 - 3 = \underline{\quad}$

$8 - 7 = \underline{\quad}$

$5 - 3 = \underline{\quad}$

$16 - 5 = \underline{\quad}$

$19 - 3 = \underline{\quad}$

$18 - 7 = \underline{\quad}$

$15 - 3 = \underline{\quad}$

6 $3 - 0 = \underline{\quad}$

$7 - 7 = \underline{\quad}$

$4 - 2 = \underline{\quad}$

$9 - 6 = \underline{\quad}$

$13 - 0 = \underline{\quad}$

$17 - 7 = \underline{\quad}$

$14 - 2 = \underline{\quad}$

$19 - 6 = \underline{\quad}$

7 $\underline{\quad} - \underline{\quad} = \underline{\quad}$

$\underline{\quad} - \underline{\quad} = \underline{\quad}$

$\underline{\quad} - \underline{\quad} = \underline{\quad}$

$13 - 2 = \underline{\quad}$

$19 - 2 = \underline{\quad}$

$16 - 4 = \underline{\quad}$

8 $\underline{\quad} - \underline{\quad} = \underline{\quad}$

$\underline{\quad} - \underline{\quad} = \underline{\quad}$

$\underline{\quad} - \underline{\quad} = \underline{\quad}$

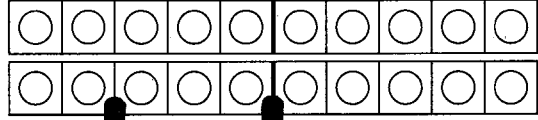
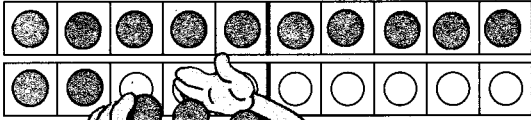
$15 - 3 = \underline{\quad}$

$18 - 7 = \underline{\quad}$

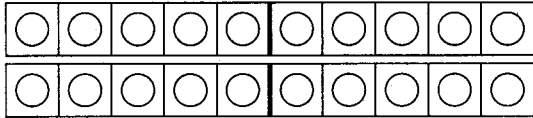
$16 - 2 = \underline{\quad}$

Subtrahieren im zweiten Zehner 3

$15 - 3 = \underline{\quad}$

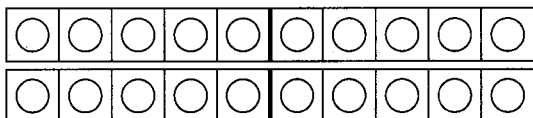


1 $15 - 3 = \underline{\quad}$ $15 - 4 = \underline{\quad}$ $15 - 2 = \underline{\quad}$ $15 - 5 = \underline{\quad}$

2 

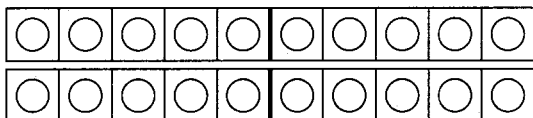
$17 - 5 = \underline{\quad}$ $17 - 6 = \underline{\quad}$ $17 - 1 = \underline{\quad}$ $17 - 0 = \underline{\quad}$

$17 - 4 = \underline{\quad}$ $17 - 3 = \underline{\quad}$ $17 - 5 = \underline{\quad}$ $17 - 7 = \underline{\quad}$

3 

$19 - 4 = \underline{\quad}$ $19 - 3 = \underline{\quad}$ $19 - 5 = \underline{\quad}$ $19 - 2 = \underline{\quad}$

$19 - 8 = \underline{\quad}$ $19 - 6 = \underline{\quad}$ $19 - 1 = \underline{\quad}$ $19 - 0 = \underline{\quad}$

4 

$18 - 6 = \underline{\quad}$ $18 - 3 = \underline{\quad}$ $18 - 5 = \underline{\quad}$ $18 - 7 = \underline{\quad}$

$18 - 8 = \underline{\quad}$ $18 - 4 = \underline{\quad}$ $18 - 1 = \underline{\quad}$ $18 - 2 = \underline{\quad}$

5 $20 - 1 = \underline{\quad}$ $20 - 6 = \underline{\quad}$ 6 $14 - \underline{\quad} = 10$ $13 - \underline{\quad} = 10$

$20 - 2 = \underline{\quad}$ $20 - 7 = \underline{\quad}$ $17 - \underline{\quad} = 10$ $15 - \underline{\quad} = 10$

$20 - 3 = \underline{\quad}$ $20 - 8 = \underline{\quad}$ $11 - \underline{\quad} = 10$ $18 - \underline{\quad} = 10$

$20 - 4 = \underline{\quad}$ $20 - 9 = \underline{\quad}$ $19 - \underline{\quad} = 10$ $12 - \underline{\quad} = 10$

$20 - 5 = \underline{\quad}$ $20 - 10 = \underline{\quad}$ $16 - \underline{\quad} = 10$ $20 - \underline{\quad} = 10$